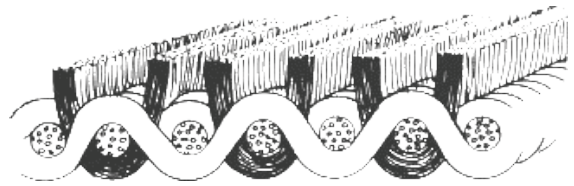


mambo— unlimited ideas

Care Instructions for VELVET UPHOLSTERY





Velvet is an opulent, textured fabric with a delicate touch that gives your furniture an elegant and high end look

Velvet is a type of woven tufted fabric in which the cut threads are evenly distributed, with a short dense pile, giving its characteristic expression. Because of its unusual softness and appearance, it adds a luxurious feeling to your furniture.



This delicate velvet upholstery of natural cotton fibers is a living fabric, therefore, when exposed to pressure, the fibers/nap may appear flat and resulting in slight colour shifts or marks.

On the curves of the furniture, the velvet can shift from lighter to darker hues, depending on the fibers direction. Typically around edges, seams and piping, where the fibers are more spread, the velvet is more delicate and colour shifts or marks might appear. All furniture upholstered with the authentic velvet is made by hand, contributing to its unique and exclusive look.

	SUNLIGHT: No upholstered furniture should be in direct sunlight.
	WATER: Avoid spilling large amounts of water on the fabric.
	HEAT: Do not iron the velvet.
	STEAM: Light steaming is advisable.

Cleaning and Maintenance

Cotton velvet is a delicate fabric, the pile can easily be disturbed, but with careful handling and a proper understanding of its nature, products made from velvet can be enjoyed for many years.

If the pile does become crushed, the angle of the pile alters, which may result in areas of the pile appearing lighter or darker in shade. This is often described as pressure marking, which can easily be mistaken for uneven dyeing and it is a very common situation with cotton velvets.

It is impossible to prevent pressure marks in velvet. If any pressure marking continues to persist, a light steaming or gentle brushing in the direction of the pile will also be beneficial.

Light steaming can raise the flat fibers. If a steamer is not available, a damp cloth can be applied overnight to restore the fibers' position. The furniture should only be used after completely dry.

Velvet must not be rubbed vigorously as this may result in damage of fibers and discoloration.

Newly made velvet products usually need time to condition in the atmosphere after unpacking. During this time the pile will relax and lift, improving the richness and the luster of the velvet.